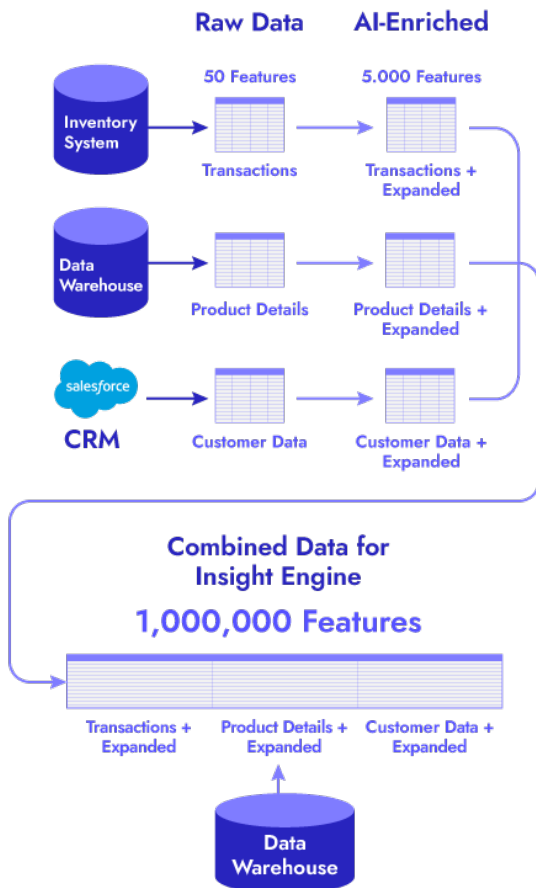
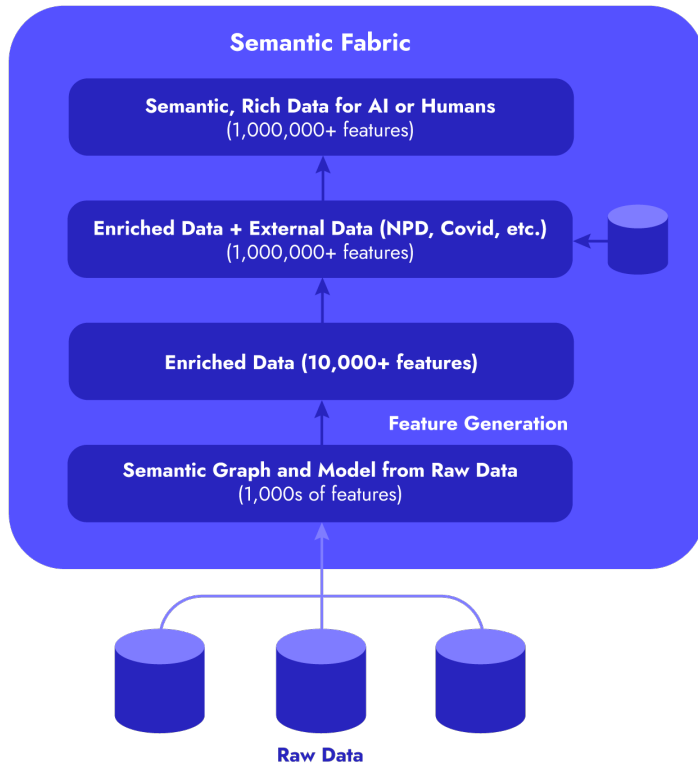


Unsupervised’s Data Intelligence Platform is designed to embrace the full complexity of enterprise data and turn it into startlingly simple insights that can be immediately acted upon. The platform’s powerful AI not only analyzes, but also cleanses, models and enriches enterprise data eliminating the costly pain of data preparation. The unique architecture is built to fit the needs of any organization with full parity between SaaS and private-cloud offerings. Featuring cutting-edge containerization and auto-scaling technologies, we are able to run optimally against large and complex data volumes while remaining fully secure.

The Unsupervised platform includes multiple layers of AI, which empowers us to ingest data from multiple sources regardless of structure, complete the data joining and enrichment, identify previously undetectable patterns aligned and ranked by your core KPIs, and surface insights in clear, human terms in an accessible UI.

Our platform was built from the ground up to handle incredibly complex data and provide accessible insights all without requiring upfront hypothesis generation and data preparation work. The result is the ability to turn the insights into true, trackable ROI faster.



## Semantic Fabric

An AI-driven approach for data preparation, enrichment, and modeling.

▷ **Data Connectors**

Connect to standard data sources like JDBC databases instantly.

▷ **Data Orchestrator**

Workflow engine that can handle bespoke data ingestion with flexibility and reliability, for any degree of complexity in your enterprise.

▷ **Data Qualification**

Automatically inspects your data and identifies key attributes and statistics to identify issues and help you understand the raw data.

▷ **Define Semantics**

Apply context to raw data so that the AI can optimally handle it and to surface it in the language of your business - not IT.

▷ **Joining**

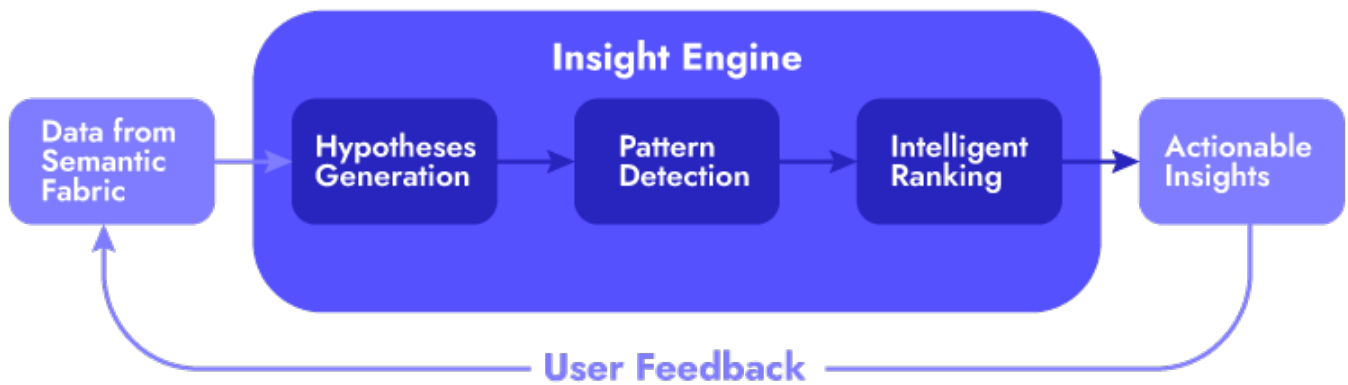
Creates joins between data sources without any need to code or worry about aggregations.

▷ **Enrichment**

Expand columns to create 100,000s to 1,000,000s of new features from data to enhance the patterns that can be found. Examples include binning of certain measures, time features from timestamps, natural language processing on text, statistical information on aggregations, etc information on aggregations, etc.

▷ **External Data**

In addition to raw data from enterprise sources, blend with additional sources such as Covid-19, CDC, Census or other common behavioral data to provide even more context to the AI at runtime.



## Insight Engine

Our AI finds and prioritizes hidden patterns and insights by applying unsupervised learning techniques to enriched enterprise data.

▷ **Hypotheses Testing**

Tests against billions of hypotheses both known and unknown with our AI.

▷ **Pattern Detection**

Intelligently combine a number of unsupervised learning techniques to data in search of actionable intelligence.

▷ **Ranking**

Ranks relevance of detected patterns to your business through intelligent KPI matching and prioritizing patterns that most affect bottom-line.

▷ **Intelligent Learning**

As organizations use the tool and interact with insights that activity is fed back into the AI to enhance future outputs.

## Explorer

Interact and act on significant patterns and trends highlighted across your business to find ROI from your data in our platform.



▷ **Perspectives**

View patterns oriented around different sets of KPIs from your data.

▷ **Patterns**

Significant patterns detected that represent potential ROI if acted on by your business.

▷ **Flagging**

Mark certain insights as interesting or not to enhance future results in the platform.

▷ **Collaborate**

Tag teammates in comments around certain patterns for further review.

▷ **Tags**

Annotate insights with keywords to categorize the insights detected to distribute action items across teams and personas.

▷ **Visualizations**

Dig into patterns and KPIs with charts and visualizations to understand key insights.

▷ **Security**

Securely access patterns and insights by configuring Unsupervised to popular SSOs for your users.

▷ **Compare**

Pick and choose key patterns to measure other insights against.

▷ **Filters**

Apply rules to limit the patterns in the explorer to those most important to you.

▷ **Friendly Naming**

Pattern elements are surfaced in familiar terms rather than how they are defined in your raw data.

▷ **Views**

Create views by saving applied filters, sorting, compare patterns, and perspectives for easy access when returning to the platform.

